

SRE

SECRETARÍA DE
RELACIONES EXTERIORES



Celebrating Resiliency: Lessons from the Mexican Experience

Adriana Argai

LOS ANGELES, CA.
APRIL 2018

MEXICANS ABROAD



98% of Mexicans living abroad are in the US (California and Texas 39% and 23%)
 There are **36.9 million people of mexican origin living in the United States**. Of these, 12.2 million were born in Mexico.*

MEXICANS IN THE US

TWO different groups of mexicans born in Mexico :

12 millions 339 thousands

	12 million 50 thousand (98%)
	94 thousand (0.61%)
	47 thousand (0.41%)
	18 thousand (0.15 %)
	18 thousand (0.15%)
	13 thousand (0.10%)
	11 thousand (0.07%)
	10 thousand (0.06%)
	9 thousand (0.06%)
	7 thousand (0.05%)

1



2.4
million
naturalized*



3.9
million
legal permanent residents


2




5.8
million
indocumented

DACA 622,170

3.4
million
eligible for citizenship

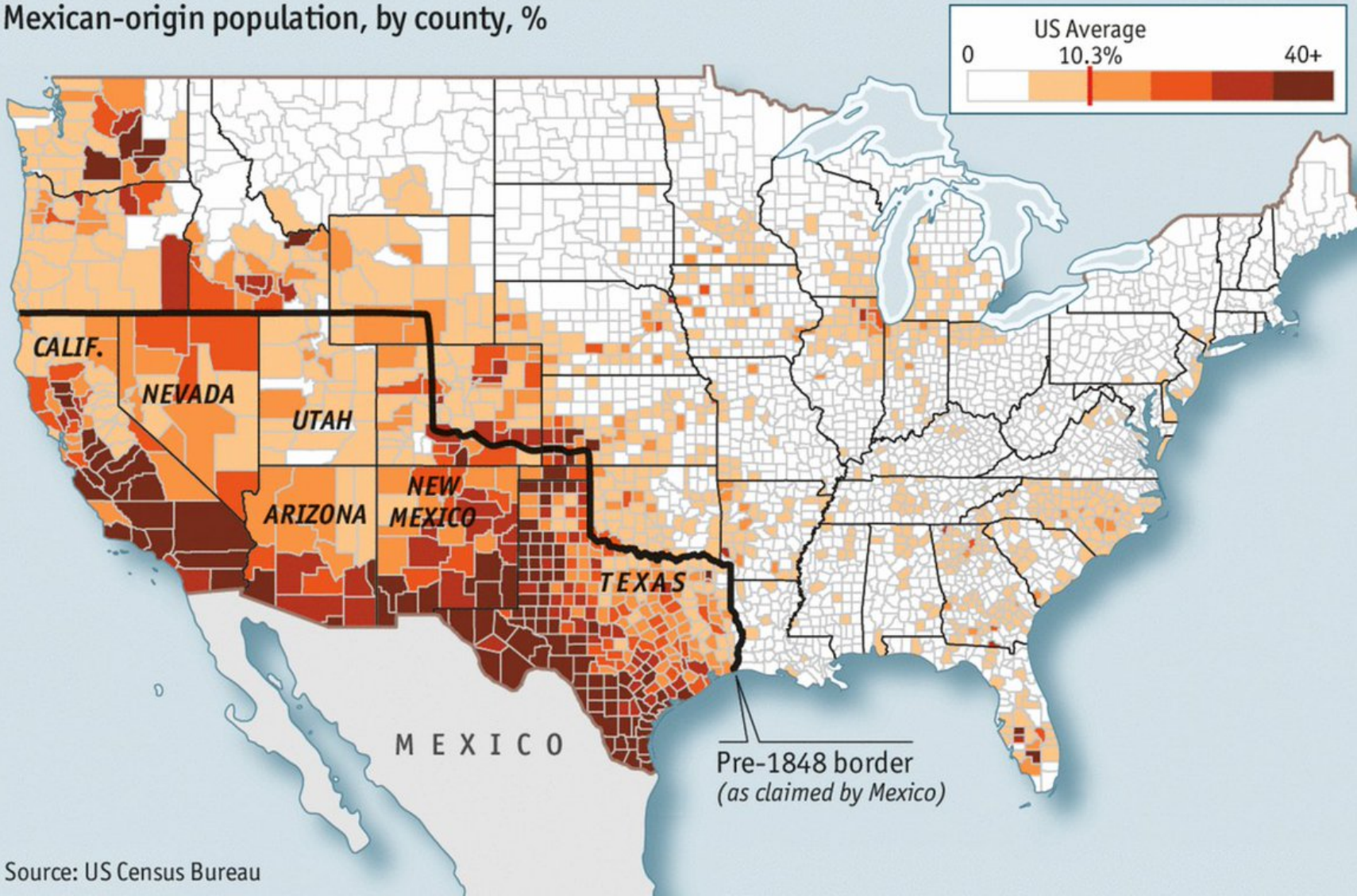


24.7
million
2nd and 3rd generation



WHERE ARE WE?

Mexican-origin population, by county, %



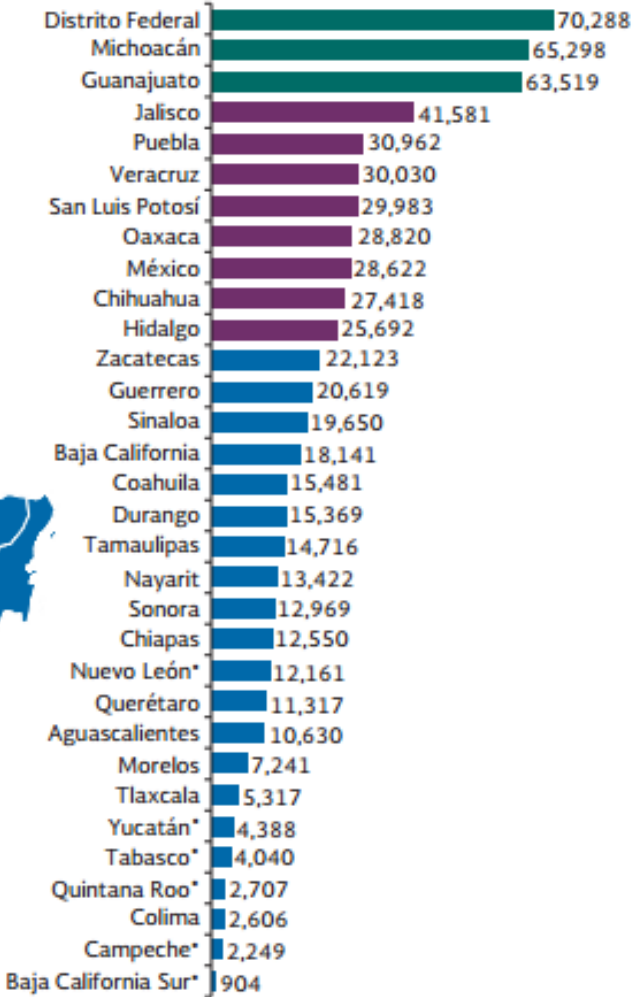
The *US Census Bureau* shows Mexican origin population mostly lives in southern and western states, particularly in the states of **California, Texas, Arizona, Illinois and Colorado**. New important migration destinations also appear in **Nevada, Carolina del Norte, Georgia and Nueva Jersey**.

WHERE DO WE COME FROM ?

Mapa 2.2. Flujo de emigrantes mexicanos según estado de nacimiento, 2009-2014
 Map 2.2. Flow of Mexican emigrants by state of birth, 2009-2014



■ De 6.5% y más / From 6.5% and more
 ■ De 3.3% a 6.4% / From 3.3% to 6.4%
 ■ De 0% a 3.2% / From 0% to 3.2%



Between 2009 and 2014, the states with higher migration levels were **Mexico City, Michoacán, Guanajuato, Jalisco and Puebla.**

Matrículas Consulares 2016

State	Percentage	Number of Registrations
MICHOACÁN	10.4%	84,771
GUERRERO	8.4%	68,774
GUANAJUATO	8.0%	65,224
JALISCO	7.5%	60,767
PUEBLA	6.9%	56,259
OAXACA	6.6%	53,549
CIUDAD DE MÉXICO	5.8%	47,035
VERACRUZ	5.1%	41,171
ESTADO DE MÉXICO	5.0%	40,974
SAN LUIS POTOSÍ	4.1%	33,124

Nota: *Estimación basada en menos de 30 casos muestrales.
 Note: *Estimate based on fewer than 30 sample cases.

Hispanic Community in the United States: 55 millions

- The US is the largest spanish speaking country after Mexico
- 37 million mexicans and mexican americans in the US; 12 in CA and 4 in LA County
- Young population: 35% of mexican americans are under 18



The US Hispanic Market

- Latinos represent 18% of the workforce
- Hispanics own almost 3 million businesses
- Latino population has been starting and growing new businesses at nearly twice the rate of the general population
- Latina entrepreneurs start businesses in the United States at a rate six times the national average
- The hispanic market is almost greater than mexican economy
- Latinos buying power: 1.7 trillions



36 million mexicans

- Latinos are driving demographic change in the USA
- Represent almost 10% of the United States GDP
- Send over 26 billion dollars annually to Mexico

Highly entrepreneurial

- 40% of Fortune 500 companies belong to 1st and 2nd generation immigrants
- 12% of businesses in the US belong to mexicans
- 570 000 small businesses





BUILDING RESILIENCY

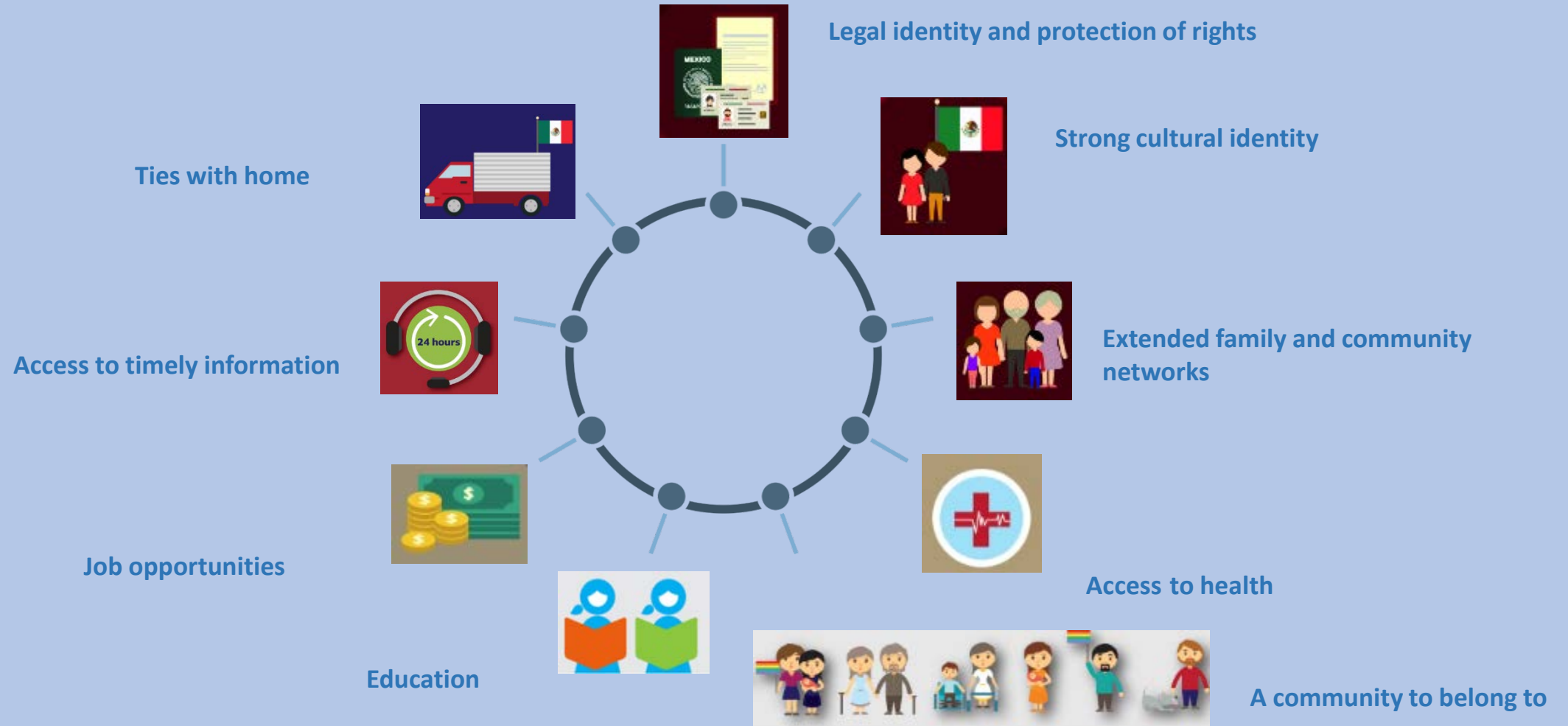
Mexican immigrants (mostly first generation) living in the United States face substantial adversity.

The stress of migration, the language barrier, low income, poor educational and occupational opportunities, inadequate access to housing, health care, and exposure to discrimination are just some of the many risk factors to which immigrants are exposed everyday.

Nevertheless ...They are thriving in many aspects

So, what influences the development of resilience on the mexican population?

What builds resiliency



WHAT ROLE DOES THE GOVERNMENT PLAY?

Mexican policy toward emigration and its diaspora has changed repeatedly over the last two centuries

Mexican Migration Policy in the Twentieth Century

1910-1930: Mexico resisted emigration and sought to induce mass repatriation.

1942-1964: Programa Bracero

1964-1990: No interest in immigrants or programs

1990: New dialogue and focus on immigrants. Programa de Comunidades Mexicanas

2003: Creation of the Institute for Mexicans Abroad (IME)

2011: IME changes its objective and incorporates the INTEGRATION of migrants into the host country as one of its goals

Conoce lo que un Consulado hace por ti

Un Consulado es una oficina del Gobierno de México en el extranjero cuya principal misión es proteger tus derechos e intereses.

¿A quién atiende?

Asuntos Comunitarios
Instituto de los Mexicanos en el Exterior
Implementa programas sobre temas de:

- Educación
- Cultura
- Salud
- Desarrollo económico
- Formación de líderes
- Empoderamiento comunitario

Protección Consular
El área encargada de velar por tus derechos e integridad cuando te encuentras fuera del país. Sin importar tu situación migratoria aquí siempre encontrarás el apoyo que necesitas. Te orientamos en materia:

- Migratoria
- Derechos Humanos
- Penal
- Administrativa
- Laboral
- Familiar

Alianzas
Los Consulados de México difunden programas y servicios consulares a través de la colaboración con diversos socios como:

- Líderes comunitarios
- Autoridades locales
- Distritos escolares
- Grupos de migrantes
- Medios de comunicación
- Instituciones religiosas, bancarias, académicas

Servicios Consulares

Documentación

- Pasaporte
- Matrícula consular
- Credencial para votar
- Cartilla militar

Registro Civil

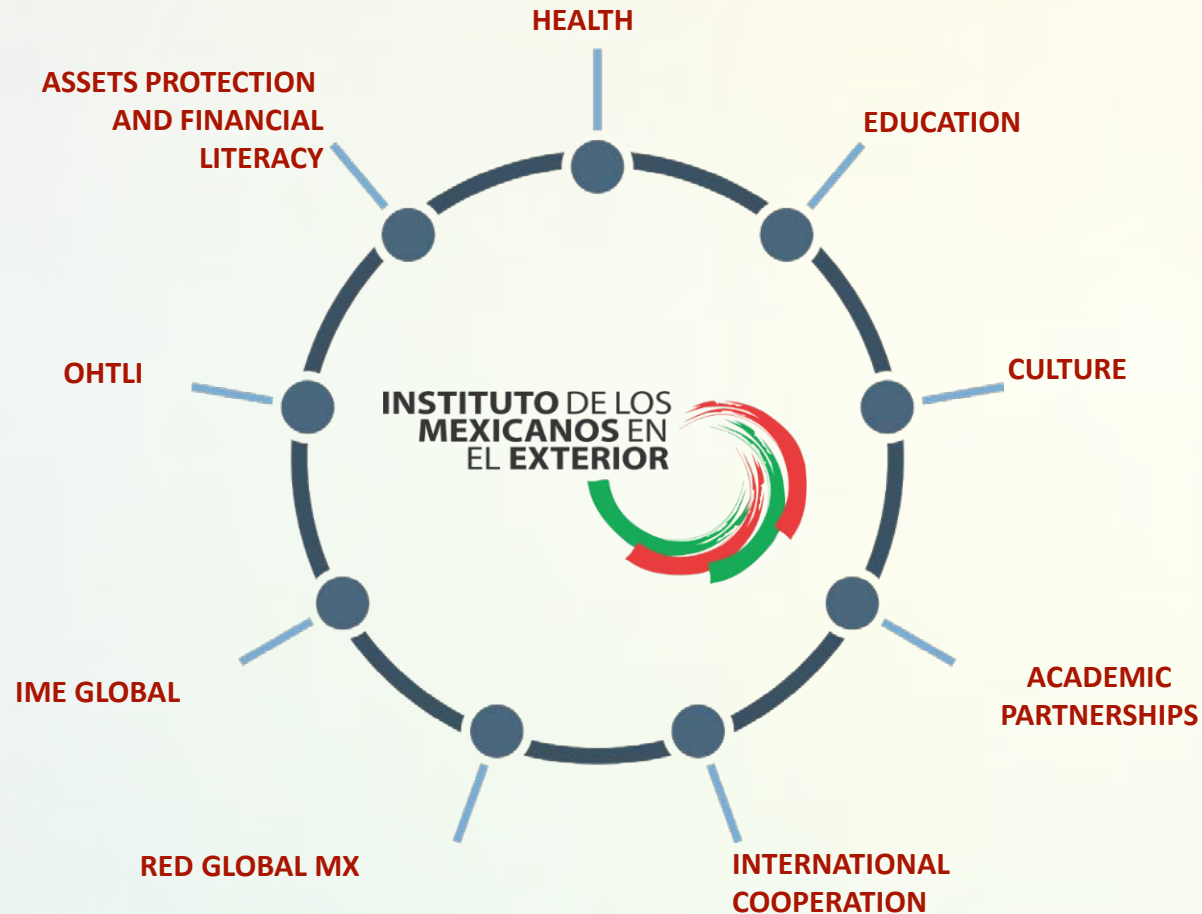
- Registro de nacimiento
- Contratar matrimonio
- Copias certificadas de actas de nacimiento
- Actas de defunción

Notaría

- Poderes notariales
- Testamentos

VAIM
La Ventanilla de Atención Integral para la Mujer (VAIM) tiene como propósito brindar herramientas para el empoderamiento de las mujeres migrantes y proteger sus derechos.


INSTITUTE FOR MEXICANS ABROAD



The Institute for Mexicans Abroad is a decentralized agency of the Mexican government, whose main aim is to design public policies that improve the standard of living of Mexican migrants and promote their effective integration into their host society, cultivating, at the same time, their ties with Mexico.

This is achieved through the provision of services and information about the different opportunities, programs and services that the Mexican government and other partner institutions provide.

To empower the mexican diaspora and increase its visibility and voice we operate in four different areas





RESULTS 2017

FINANCIAL LITERACY AND ASSETS PROTECTION

People Served/ Stations opened monthly

TOTAL DE PERSONAS ATENDIDAS

1,122,424



TOTAL **42**



Ventanillas de
Asesoría
Financiera

EDUCATION



**Strengthened relationship with the Ministry of
Education in Mexico**



- ❖ 48 Consulates offering scholarships
- ❖ 211 institutions awarded with IME BECAS



- ❖ 300 “Plazas comunitarias”.
- ❖ 30 plazas in prisons or detention centers.
- ❖ 46 consulates in 36 states operated “Plazas”
- ❖ 23, 716 students (k12, english and IT).
- ❖ 1,168 graduates.



HEALTH

XVII Binational Health Week



- ❖ 1,446 Events
- ❖ 5,927 Partners
- ❖ 190,588 People Served



People Served
1,133,392



Services offered
4,442,787

51



Ventanillas
De
Salud



OEA

**AWARDED IME'S VENTANILLA A
RECOGNITION FOR THE PROGRAM'S
SUCCESS**

VDS

**HAVE BENEFITTED MORE THAN 10 MILLION PEOPLE SINCE THEIR CREATION
IN 2003**

Red Global MX

Projects

1a REUNIÓN

NODOS  **MÉXICO**

RED GLOBAL MX

- ❖ 10 nodos
- ❖ 11 estados



REUNIÓN ANUAL
2017

57 Capítulos

28 Países

+ 6,500 Miembros



HIDALGO
crece contigo

- ❖ Internet access to two communities in Hidalgo
- ❖ Professional internships to foster mexican talent
- ❖ Adopt a high school
- ❖ Sewage water treatment project

IN LOS ANGELES

- 300+ Tax Preparations
- >30,000 Financial literacy
- >25,000 Spanish textbooks donated
- Community College Day
- Back to School Fair
- English, GED, Cosmetology and Occupational Safety Classes
- 15 Plazas Comunitarias operating
- >50 graduates
- \$110,000 Awarded in Scholarships
- 600 kids participating in “Este es Mi Mexico”
- 30 Health Fairs
- >30,000 health services
- >1500 services on mobile health unit
- >150 mental health services
- >30000 Health Guide booklets distributed
- New “Red Global LA” chapter inaugurated
- Over 200 presentations
- 800 in Buque Escuela Cuauhtemoc
- OTHER EVENTS: DÍA DEL NIÑO, DÍA DE REYES, SB1159 FORUMS, FAFSA, DREAM ACT, EL GRITO, CINCO DE MAYO, DÍA DE LA SANTA CRUZ, AWARENESS CAMPAIGNS, DÍA DEL ABUELO, REUNIFICACIÓN FAMILIAR

The consulate receives **about 800 daily visitors** in its headquarters and **another 1000 in the mobile consulates** that operate from Wednesday through Sundays in different areas of Los Angeles county. The majority of our visitors are low to middle income mexicans with limited financial literacy, low education, limited access to health and education and most of the times, limited English as well.

Reshaping the idea about the consulate and making it a one-stop access to information and one-on-one consultations are helping Mexican nationals and their families in Los Angeles participate more fully in the American society.



PRIORITIES 2018



Mental Health Stations Expansion



Asset protection and financial literacy



Strengthening education services



IME-BECAS and Youth Programs / Reaching 2nd and 3rd generation mexicans

For additional information or to learn more about IME

INFORME DE ACTIVIDADES 2017



¡GRACIAS!

THANKS!

Adriana Argáiz
Consul for Community Affairs
Consulate General of Mexico in Los Angeles
aargaiz@sre.gob.mx



@IME_SRE



Instituto de los Mexicanos en el Exterior



www.ime.gob.mx