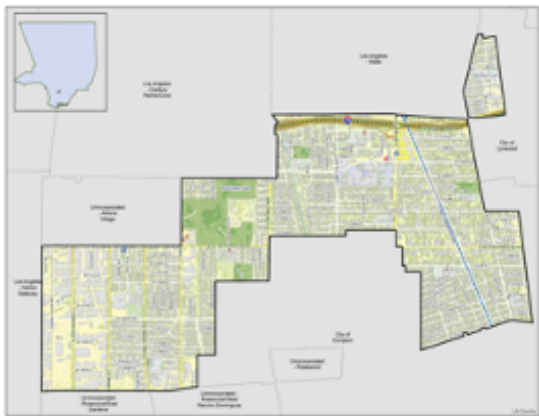


# Trauma Prevention Intervention Community Profile

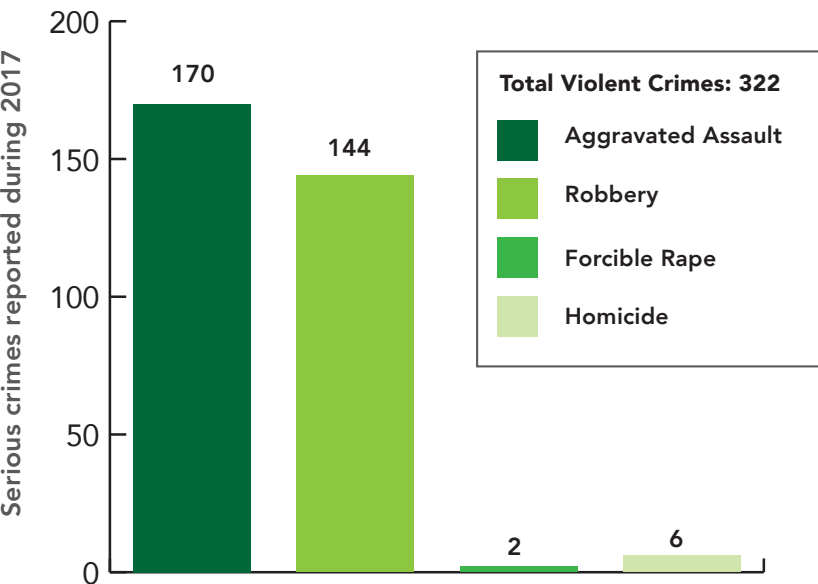
## Willowbrook



### The Willowbrook Area

- Encompasses 3.3 square miles\*
- Surrounded by the cities of Los Angeles, Lynwood, Compton and other unincorporated areas
- **Public schools:** Carver Elementary, Grape Street Elementary, King/Drew Medical Magnet High, Lovelia P. Flournoy Elementary, One Hundred Ninth Street Elementary, One Hundred Sixteenth Street Elementary, One Hundred Twelfth Street Elementary, Resolute Academy Charter, Ritter Elementary<sup>£</sup>
- **Parks:** Enterprise, George Washington Carver, Compton Creek Walking Path Phase I, Faith and Hope, Martin Luther King Jr. Fitness Garden, Earvin "Magic" Johnson Recreation Area <sup>£</sup>
- **Residents:** 22,402

### Violence & Crime



#### 2017 Violent Crimes Florence Firestone (LA County)

1,437.34 per 100,000 resident (558.7 per 100,000 residents)

#### 2017 Assaults-related Trauma related Florence Firestone (LA County)

118.6 visits per 100,000 resident (46 per 100,000 residents)

\* Data from 2018 American Community Survey 5 year estimates for Willowbrook Census Designated Place.


£ School lists from Los Angeles Times, Mapping LA, Park lists from DPR Countywide Parks and Open Space ArcGIS layer

α 2017 data for zip codes 90059, 90061, 90222 from: Trauma Center data, Los Angeles County EMS Agency, rate calculated with 2017 American Community Survey population data for Zip Code Tabulation Areas 90059, 90061, 90222.

β 2019 data on part 1 crimes for LASD reporting districts 2131-2138, 2140-2143; historical crime data from LASD, rate calculated with population data from 2018 American Community Survey estimates for Willowbrook CDP.

¥ 2016 health data from Ask CHIS Neighborhood Addition for zip codes 90059, 90061, 90222.

\*\* Poverty level

<div><div></div><div>Residents <span>β</span></div></div>	Willowbrook (LA County)	
Age		
Children (0-14)	29%	(5%)
Youth (15-24)	17%	(14%)
Seniors (65+)	6%	(8%)
Gender		
Male	52%	(49%)
Female	48%	(51%)
Race/Ethnicity		
Black	19%	(8%)
Latinx	79%	(49%)
Socio-Demographics		
Households speak limited English	14%	(12%)
In Poverty**	26%	(14%)
Unemployed (16+)	10%	(26%)
Have high school diploma (25+)	51%	(31%)
Uninsured	15%	(9%)

Health Data¥	Willowbrook (LA County)	
Asthma (18+)	11%	(5%)
Asthma (1-17)	11%	(14%)
Diabetes (18+)	12%	(8%)
Heart Disease (18+)	4%	(6%)
Need Mental Health Help (18+)	14%	(15%)
Fair/Poor Health (18-64)	27%	(20%)
Fair/Poor Health (65+)	44%	(34%)