

Current Status

Deaths Reported Today	28
Total Deaths	26,106
Cases Reported Today	1,535
Total Cases	1,459,182
Total People Tested	8,639,394
Daily Test Positivity Rate	1.69%
7-Day Daily Average Case Rate*	11.4
Currently Hospitalized	871

*As of 9/27/21

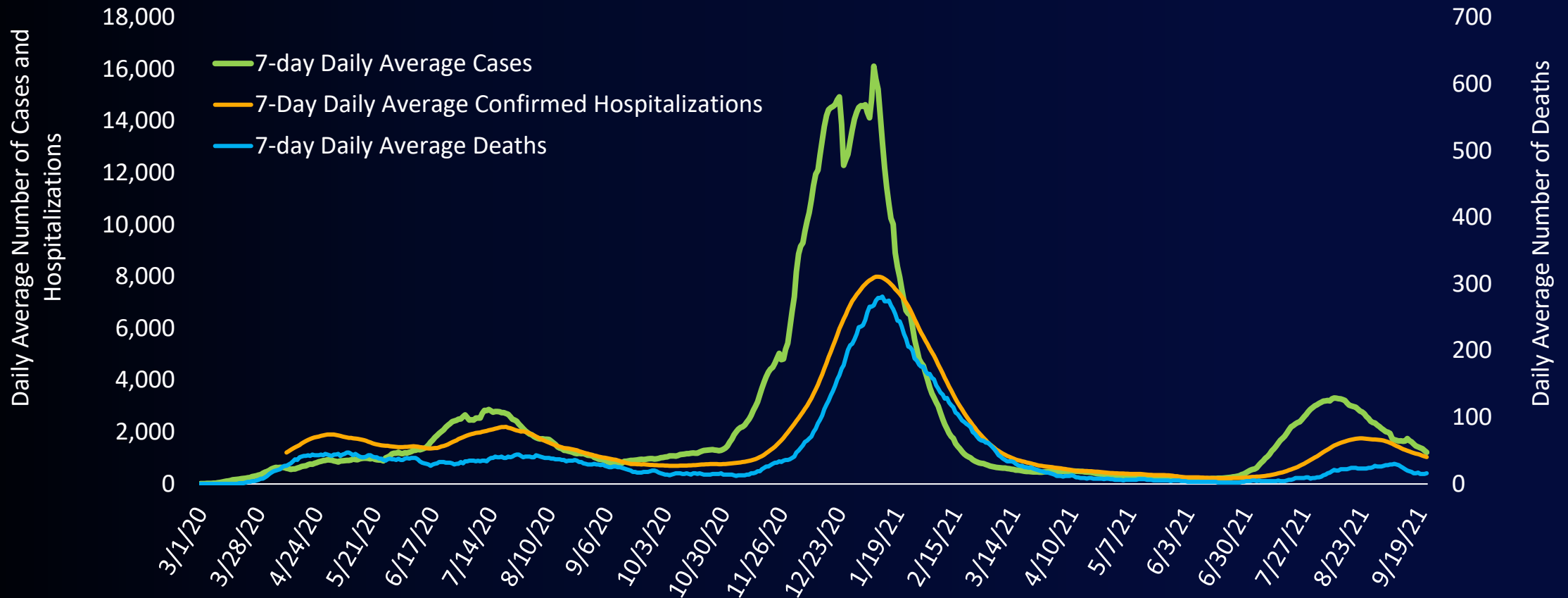


covid19.lacounty.gov

9/30/2021

Number of COVID-19 Cases by Episode Date, Hospitalizations and Deaths by Date of Death

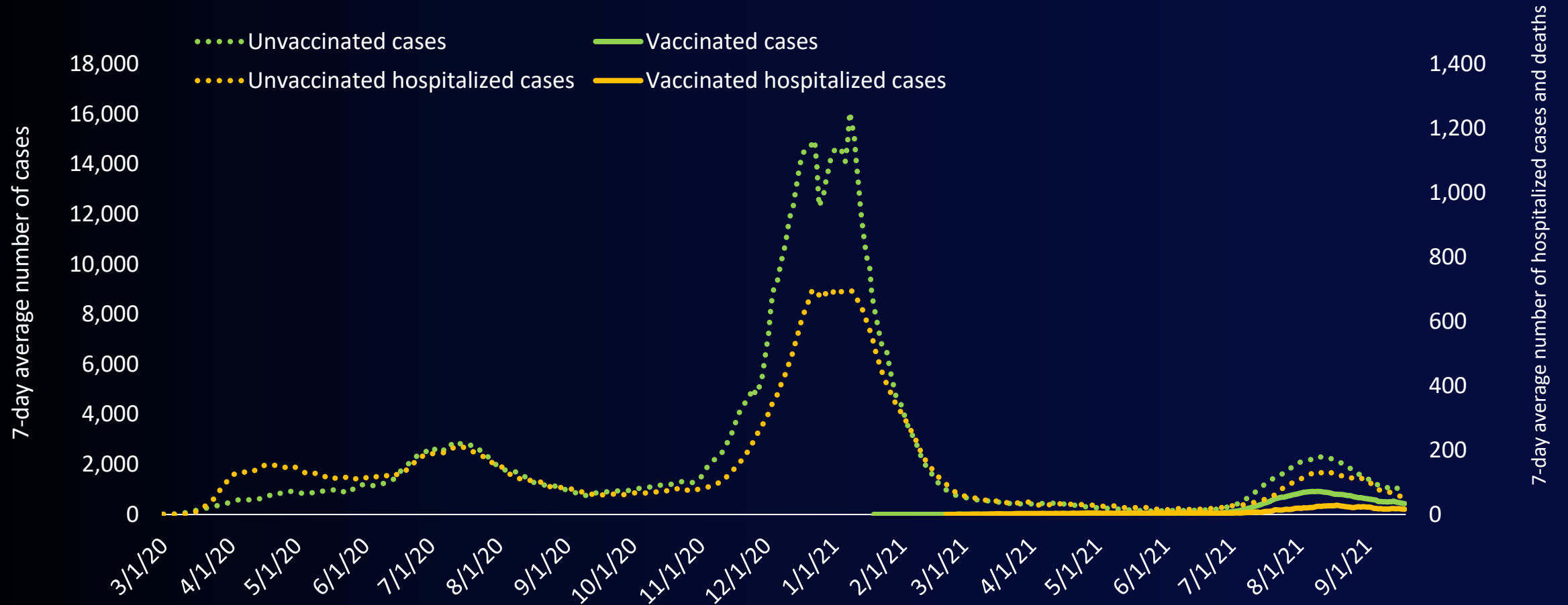
March 1, 2020 – September 22, 2021



covid19.lacounty.gov

9/30/2021

7-Day Average Number of Cases and Hospitalized Cases by Vaccination Status*, March 1, 2020 – September 18, 2021



*Excludes partially vaccinated (0.7% of cases, 0.9% of hospitalized cases, 0.6% of deaths)

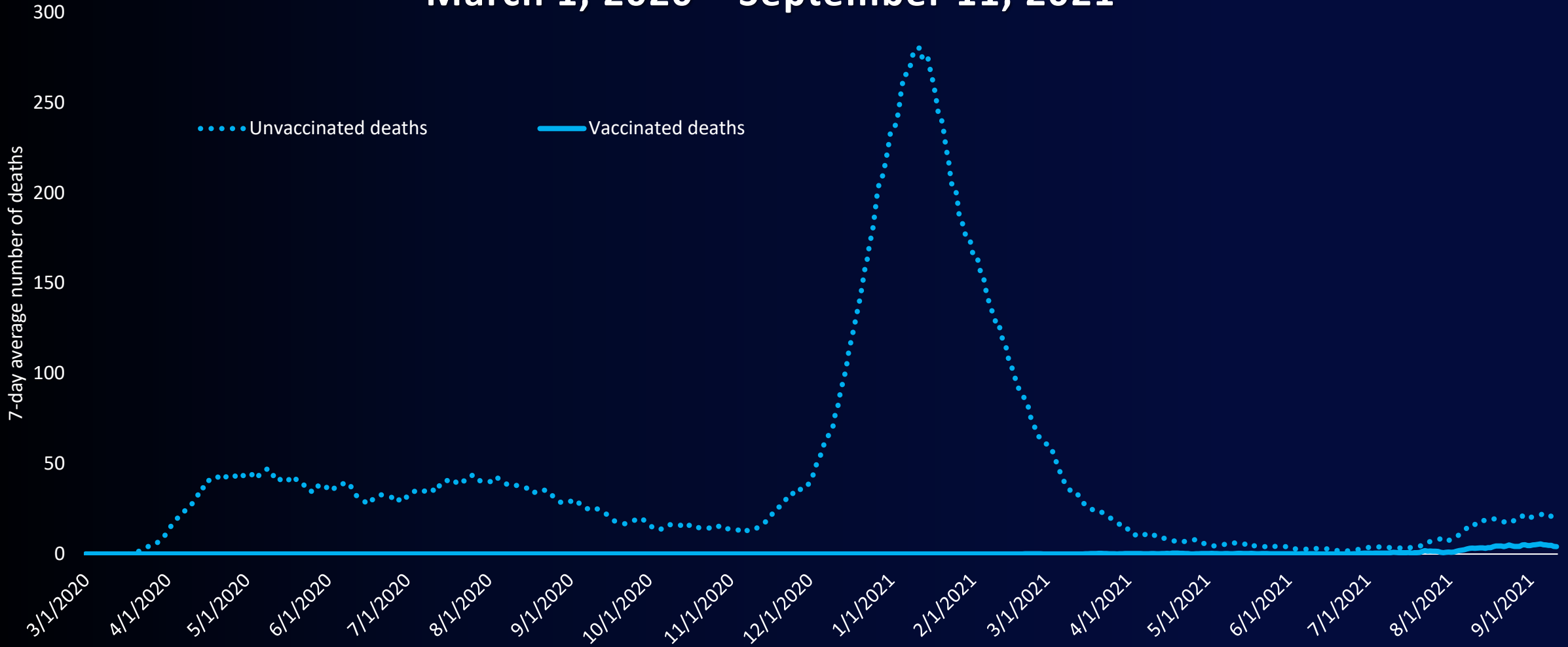


covid19.lacounty.gov

9/30/2021

7-Day Average Number of Deaths by Vaccination Status*

March 1, 2020 – September 11, 2021



*Excludes partially vaccinated (0.6% of deaths)




covid19.lacounty.gov

9/30/2021

Covid Among Fully Vaccinated People in LAC as of September 28, 2021

- 5,590,277 fully vaccinated
- 55,259 (0.99%) tested positive
- 1,884 (0.034%) hospitalized
- 257 (0.005%) died



covid19.lacounty.gov

9/30/2021

Crude Case and Hospitalization Rates per 100,000 People* by Race/Ethnicity and Age Group, August 22 – September 18, 2021

	Case Incidence			Hospitalization		
	Vaccinated	Unvaccinated	Rate Ratios	Vaccinated	Unvaccinated	Rate Ratios
Race/Ethnicity						
Black	222	687	3.1	19	76	3.9
Latinx	299	708	2.4	11	61	5.8
White	257	532	2.1	10	59	5.9
Asian	140	252	1.8	4	22	6.1
Age Group						
12-17	173	1,525	8.8	0.26	5	21.0
18-49	340	1,282	3.8	4	73	20.6
≥50	222	1,149	5.2	18	277	15.3

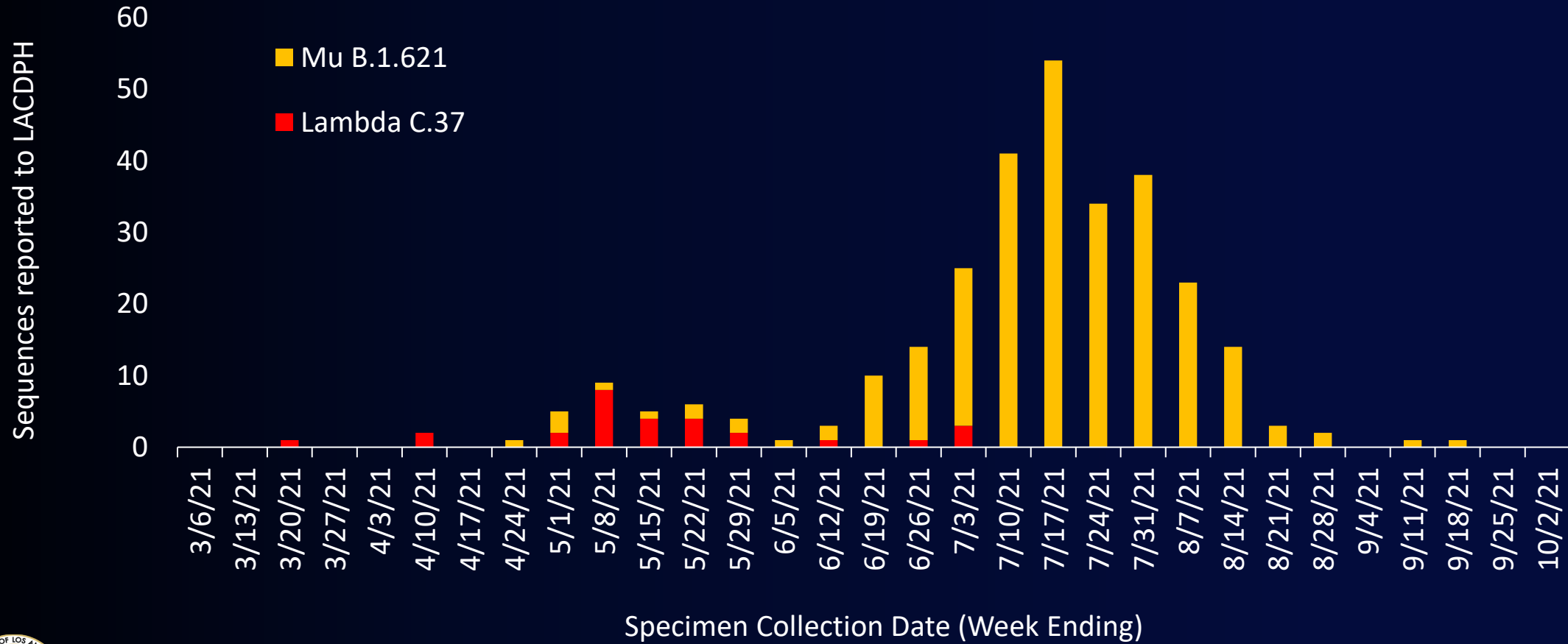


*LAC residents (excluding Long Beach and Pasadena) age 12+

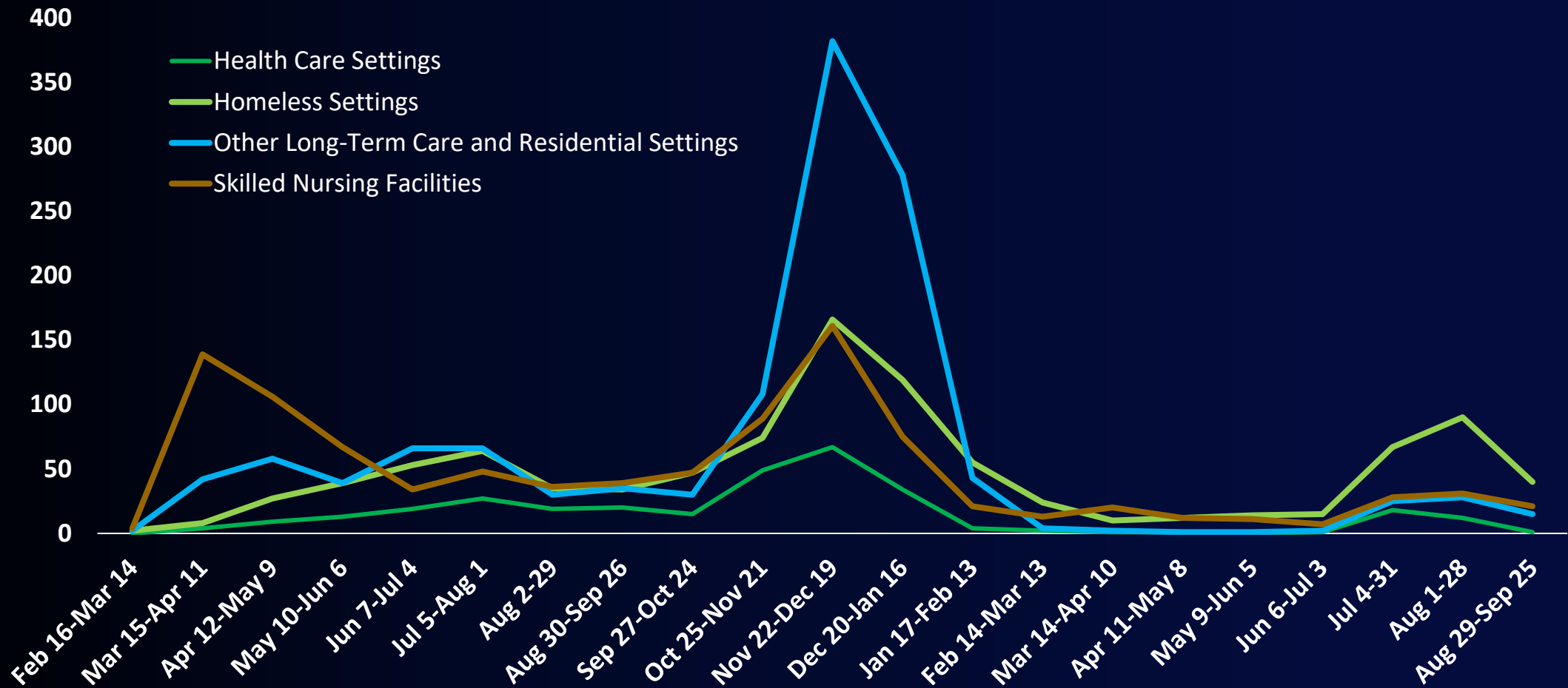
covid19.lacounty.gov

9/30/2021

Lambda and Mu Variants, Cases by Week of Specimen Collection

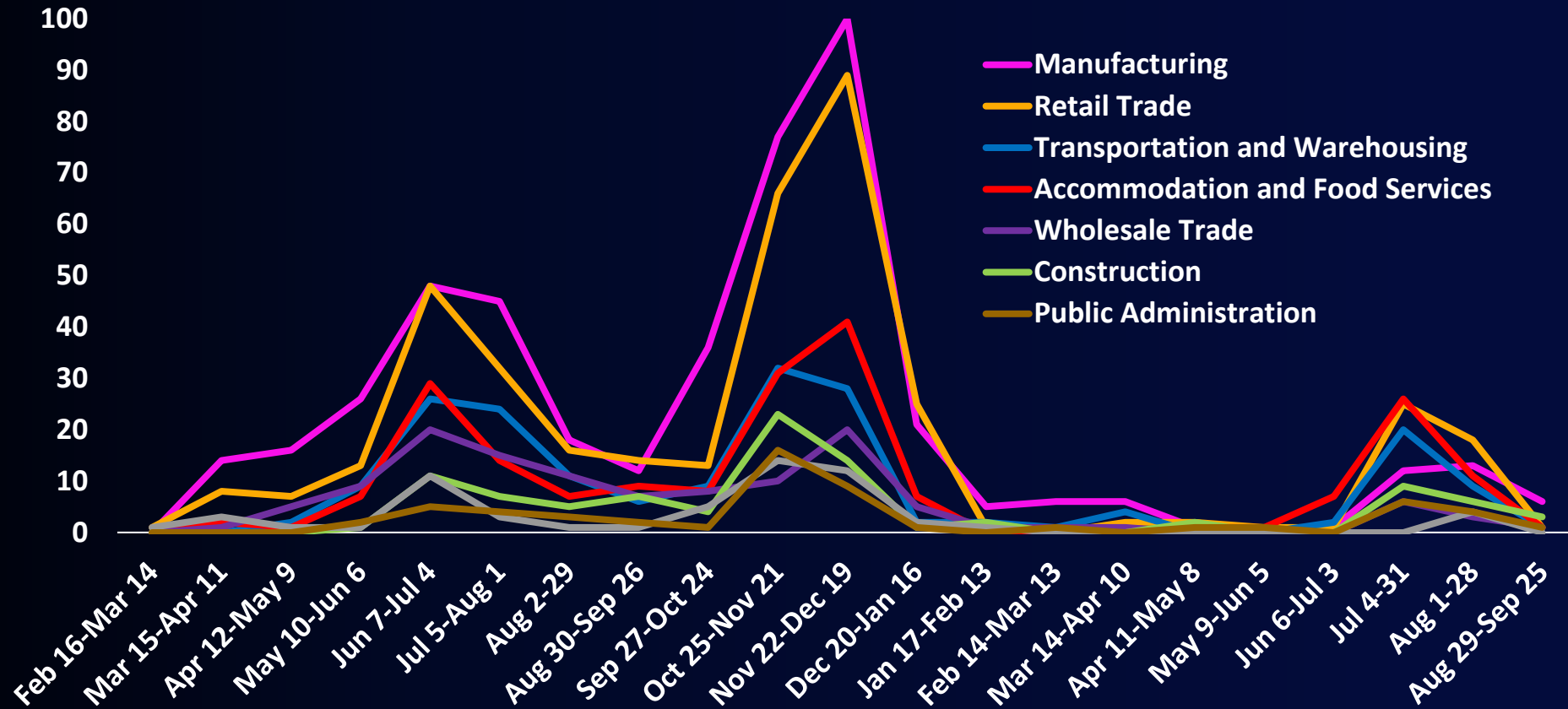


COVID-19 Outbreaks by Setting Type and Onset Date February 16, 2020 – September 25, 2021



COVID-19 Worksite Outbreaks* by Sector and Onset Date

February 16, 2020 – September 25, 2021



*Some worksite outbreaks with <10 reported cases between mid-December 2020 to mid-March 2021 may not be included.

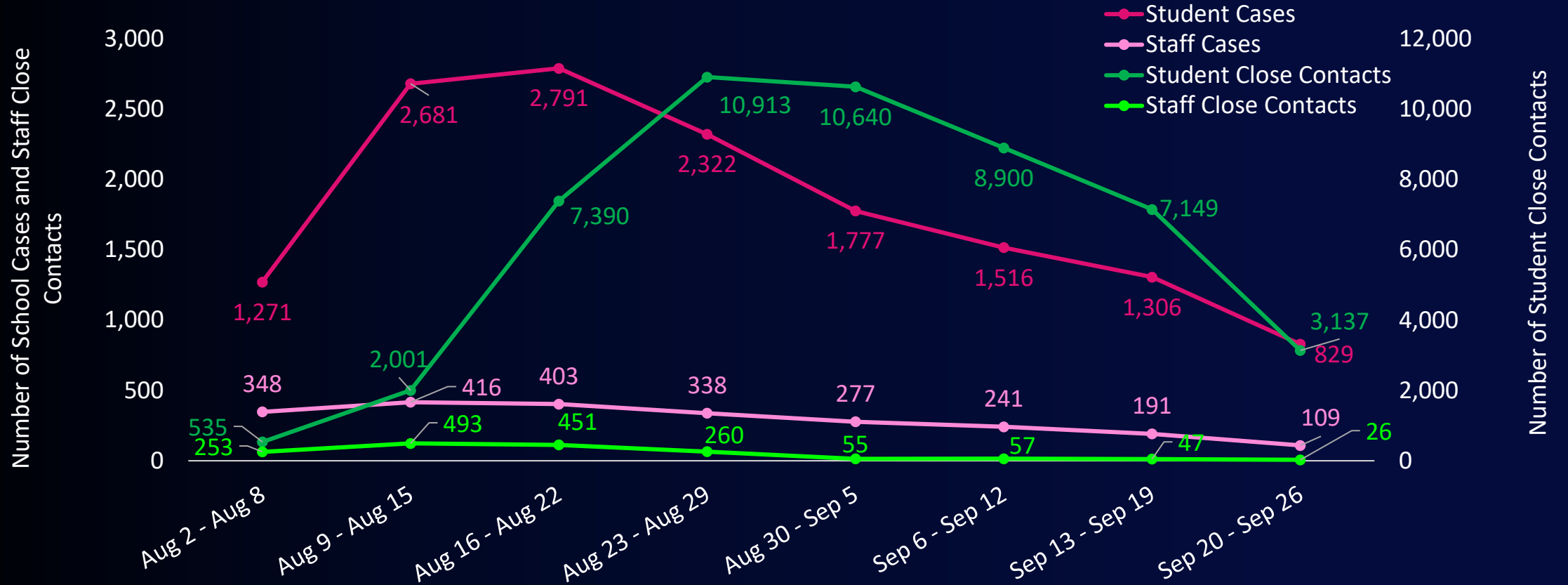


covid19.lacounty.gov

9/30/2021

K-12 Staff and Student Cases and Close Contacts

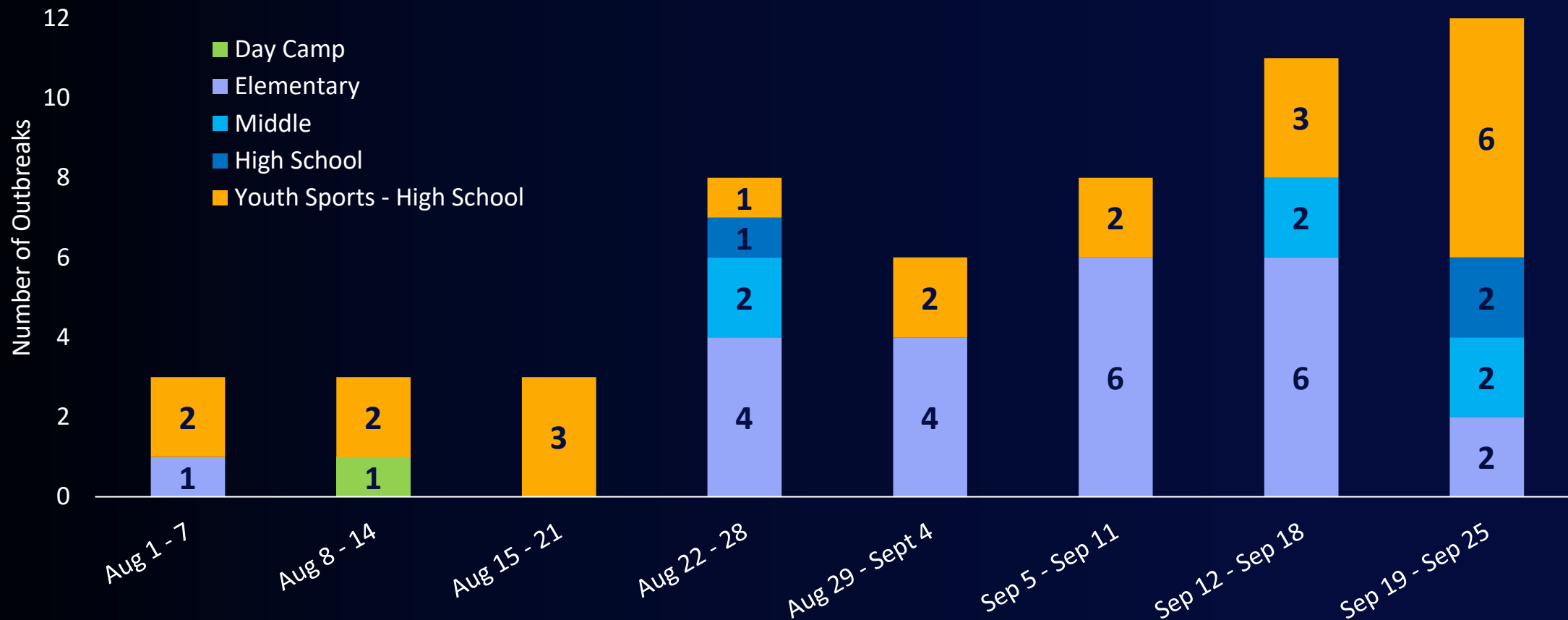
August 2, 2021 – September 26, 2021¹



¹ Data are based on case reports received from 8/2/2021(after or at 12 AM) through 09/26/2021 (midnight). May include duplicate reports from schools. Cases are limited to those with a case date (earliest of specimen date or symptom onset date) between 8/02/2021 and 9/26/2021. Quarantined close contacts are limited to those with an episode date between 8/2/2021 and 9/26/2021. Close contacts with an unknown affiliation are classified as students.



Outbreaks in K-12 Schools and Programs August 1, 2021 – September 25, 2021



¹ Outbreaks are reported by the date the outbreak investigation was opened. Outbreaks may still be open and under investigation

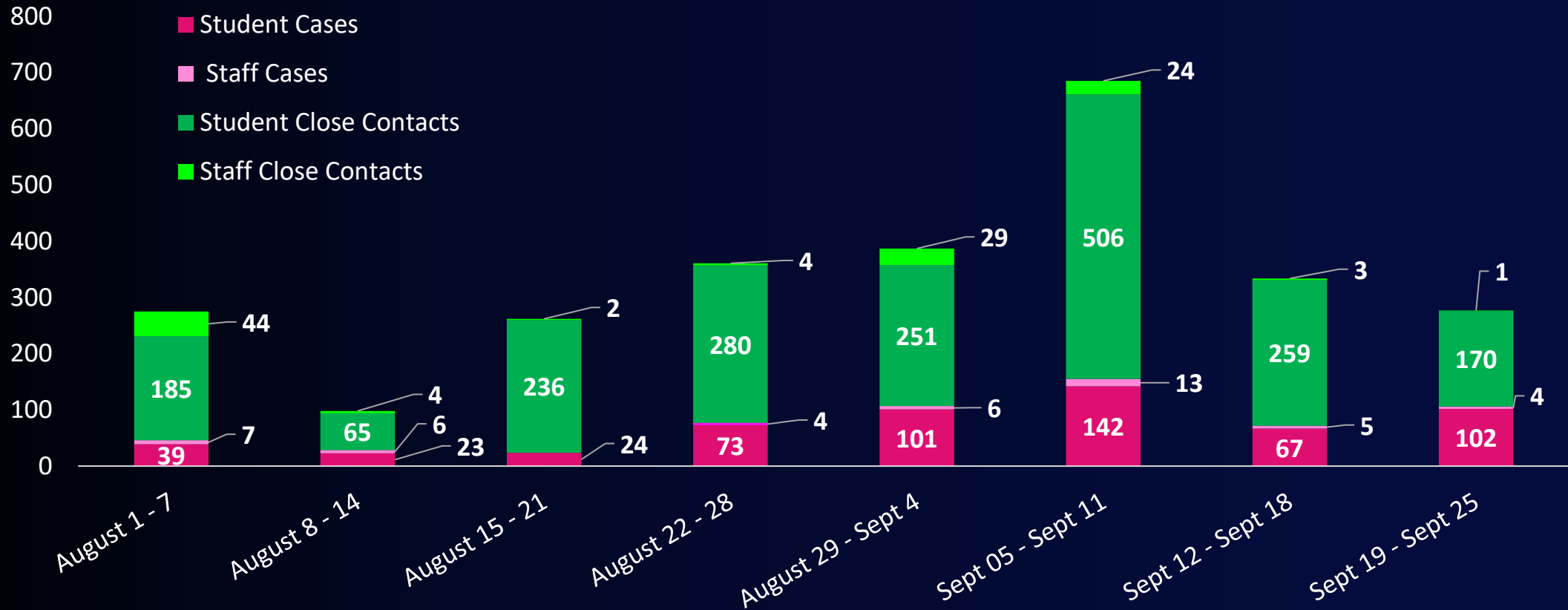


[covid19.lacounty.gov](https://www.covid19.lacounty.gov)

9/30/2021

Cases and Contacts Involved in K-12 Outbreaks

August 1, 2021 – September 25, 2021¹



¹ Outbreaks are reported by the date the outbreak investigation was opened. Outbreaks may still be open and under investigation.



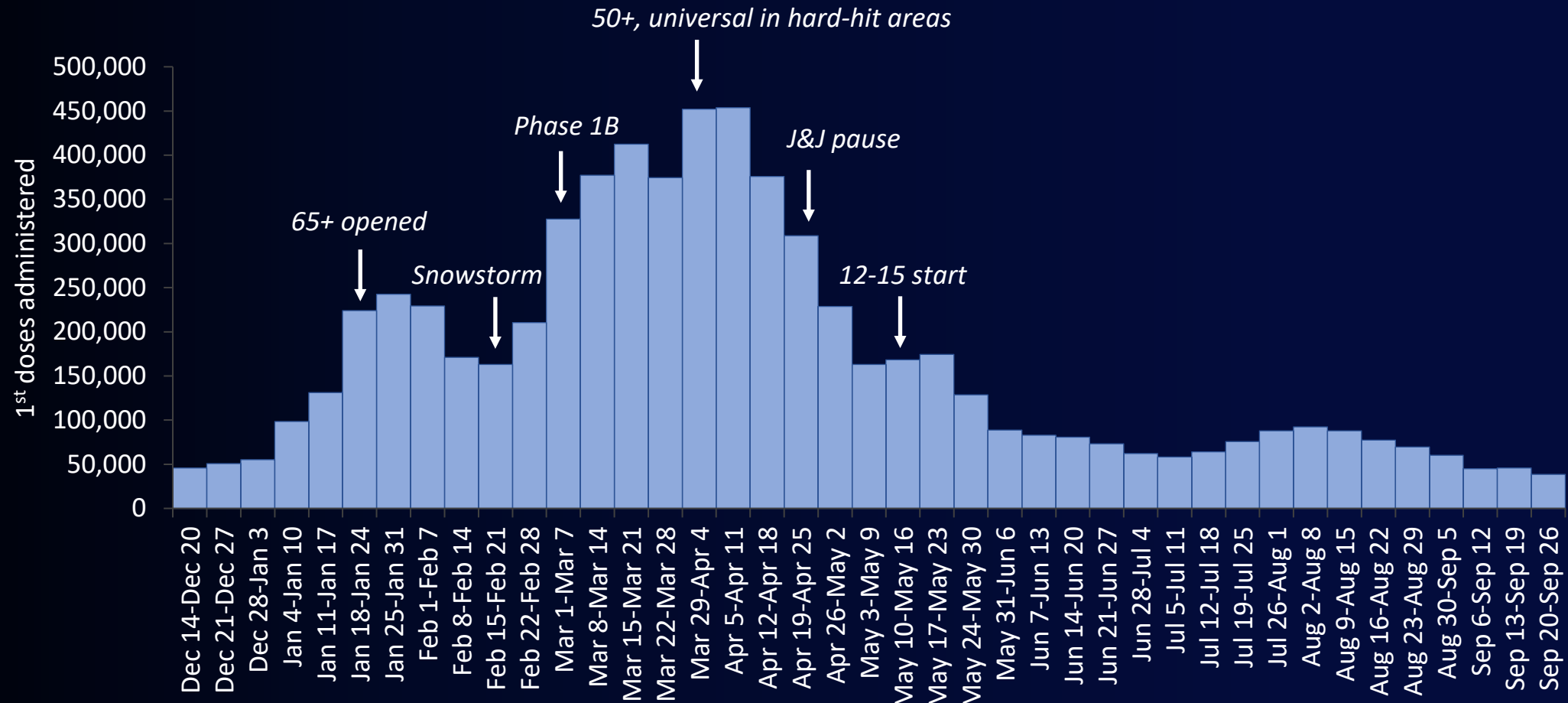
Proportion of LAC Residents Vaccinated by Age Group as of September 26th, 2021

	≥1 Dose	Fully Vaccinated
% LAC Residents 65+	92%	83%
% LAC Residents 16+	78%	70%
% LAC Residents 12+	77%	69%
% LAC Residents 12-17	67%	59%
% of 10.3 million LAC residents	66%	59%

**105,930 third doses have been administered by
LAC Providers to LAC & Non-LAC Residents**



First Doses Administered Weekly Among All Eligible Persons



← COVID-19 surge →



covid19.lacounty.gov

9/30/2021

Where Can We Close Vaccination Gaps?

Percent of LA County Residents With 1 Dose of Vaccine by Age and Race/Ethnicity as of September 26th, 2021

	12-15	16-17	18-29	30-49	50-64	65-79	80+	Entire racial/ethnic group ²
Black/African American	38	41	38	51	61	74	65	54%
Latinx	51	58	53	60	72	85	64	62%
American Indian/Alaska Native¹	73	75	77	81	67	77	73	75%
White	64	72	67	70	66	87	76	72%
Asian	89	90	83	79	79	88	70	81%
Entire age group³	65%	72%	69%	76%	81%	96%	81%	77%

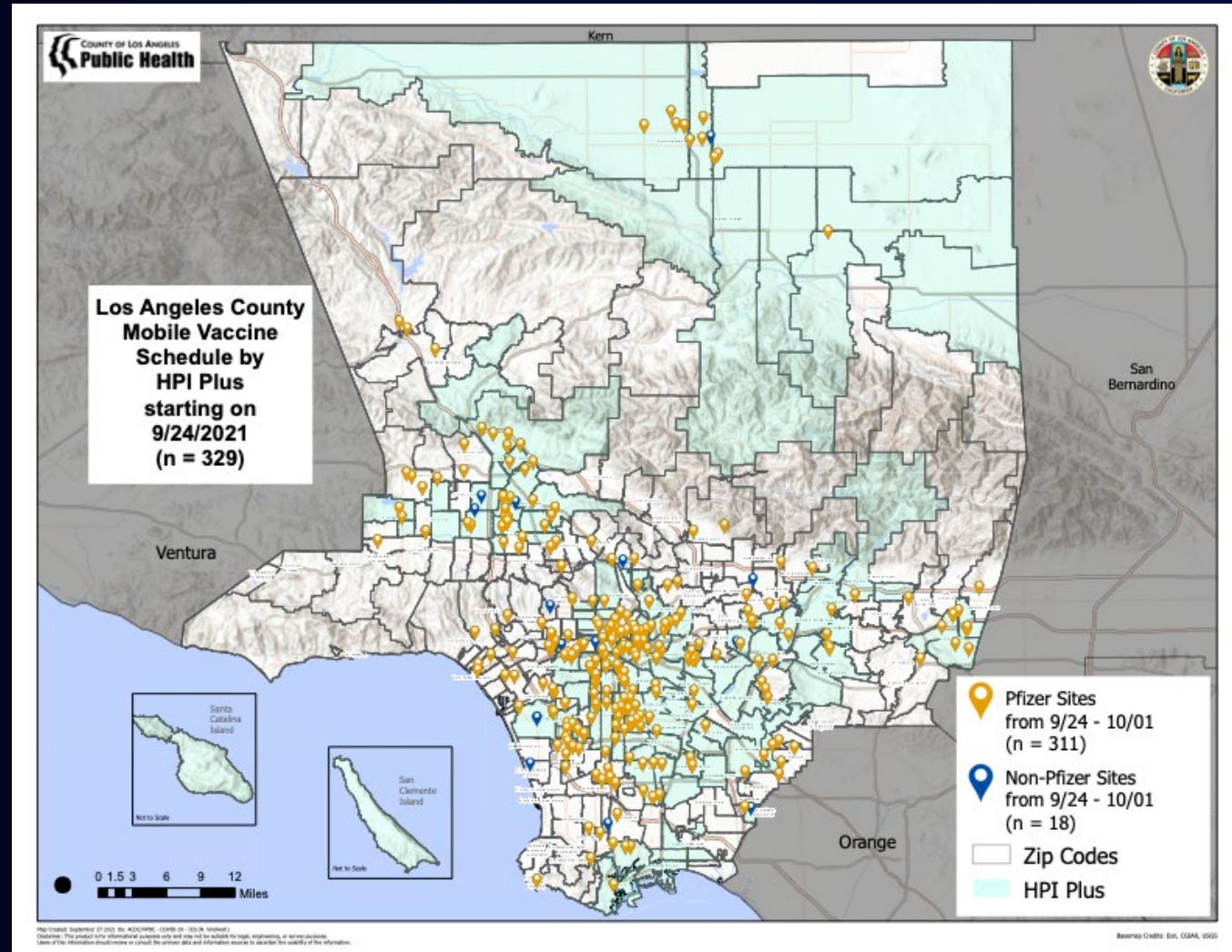
¹Likely an overestimate due to inclusion of multiracial people

²LAC residents 12 and older (including Long Beach and Pasadena)

³Subgroup data for NHOPI, multiracial, other, and unknown categories included in overall count but not displayed due to likely inaccurate estimates



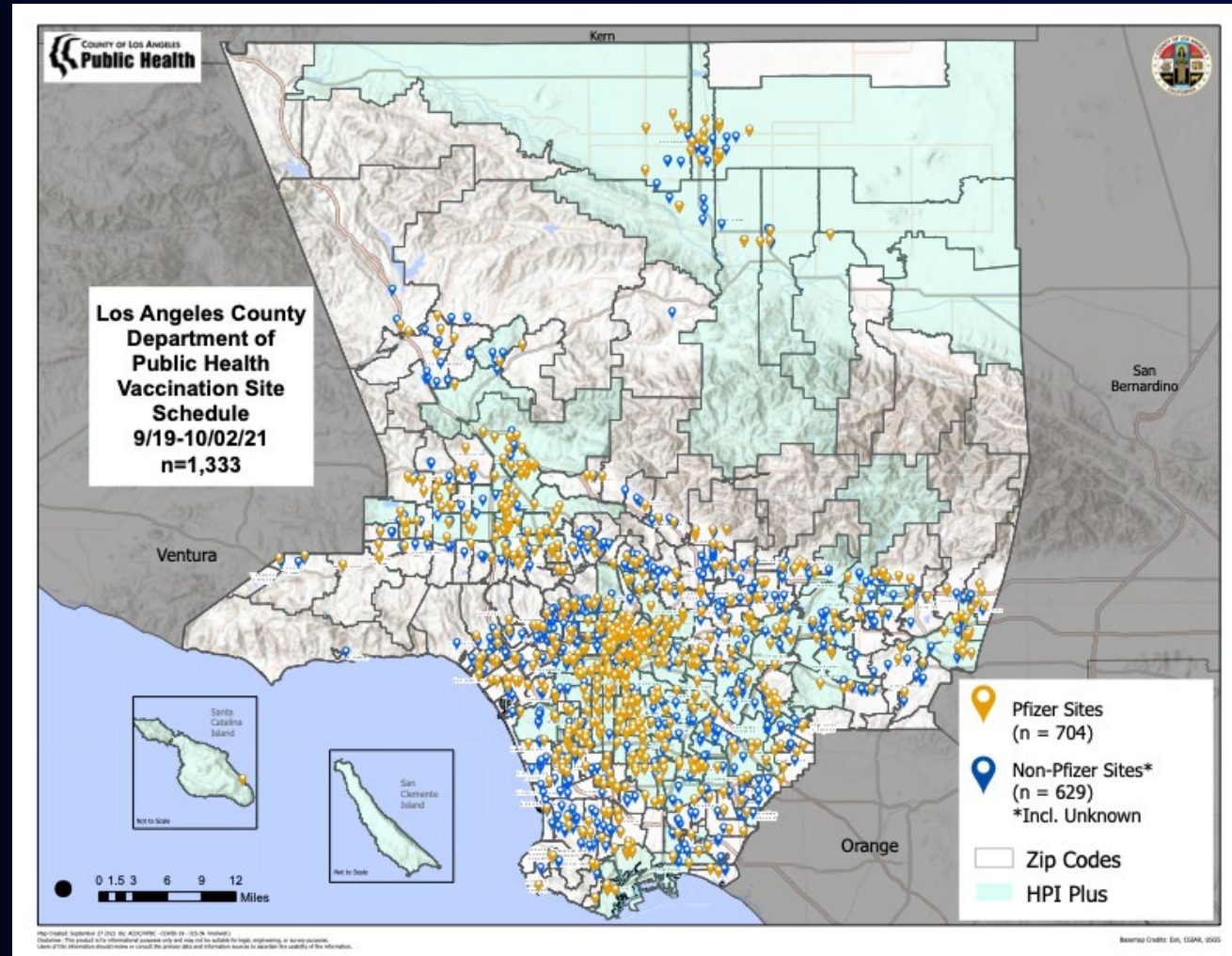
Mobile Sites Offering Pfizer Booster Shots



covid19.lacounty.gov

9/30/2021

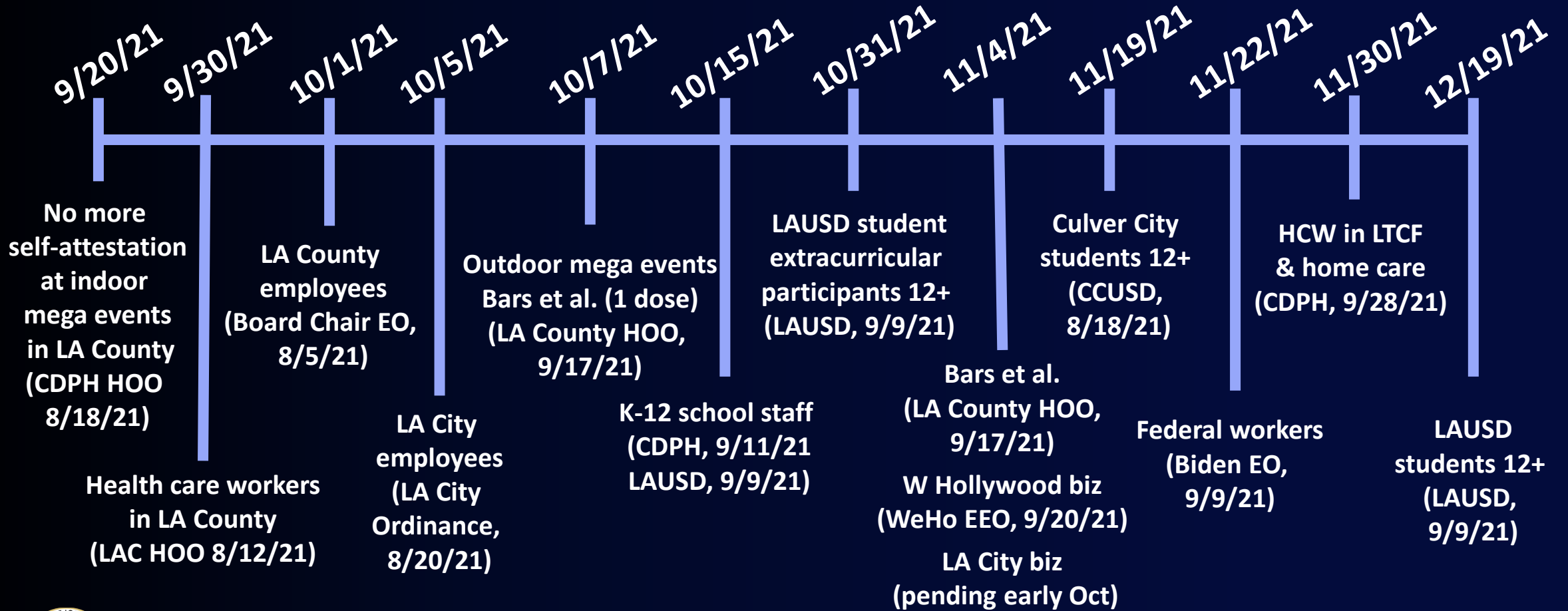
Pfizer Booster Shots at Fixed Sites in HPI+ ZIP Codes



covid19.lacounty.gov

9/30/2021

Timeline: Vaccination Verification Requirement Start Dates



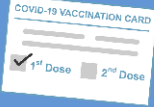
covid19.lacounty.gov

9/30/2021


Why Targeted Vaccination Requirements Help

Vaccination Requirements
Bars, Breweries, Wineries, Nightclubs, and Lounges

As of October 7, indoor patrons will have to show proof of having received at least one dose of a COVID-19 vaccine.




As of November 4, indoor patrons will have to show proof of full vaccination against COVID-19.



Patrons not providing verification may be served outdoors.

VACCINATELACOUNTY.COM



covid19.lacounty.gov

9/30/2021