

# Foothill Health District

## HIV & STD Epidemiologic Profile 2021

This epidemiologic profile provides updated information about HIV and STDs in the Foothill Health District in Los Angeles County (LAC). **All data represent persons aged ≥ 13 years. All rates are per 100,000.** See technical notes for additional details.

### Percent of LAC PLWDH\* residing in Foothill

Foothill residents make up **3%** of the LAC population

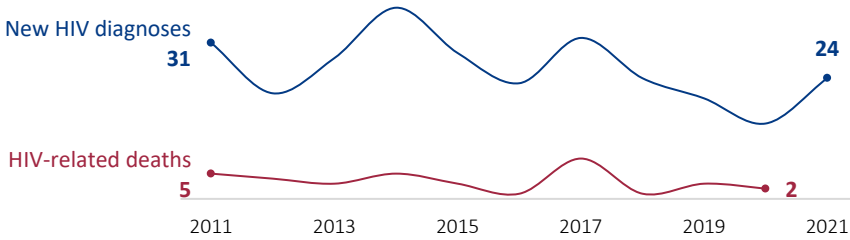


In 2021, Foothill residents made up **1%** of the total number of PLWDH in LAC



\*PLWDH = Persons living with diagnosed HIV

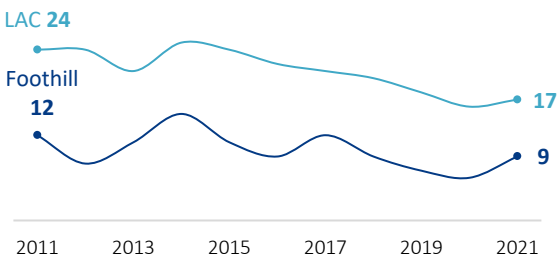
### New Reported HIV Diagnoses & HIV-Related Deaths



New reported HIV diagnoses and HIV-related deaths among PLWDH in Foothill have been on a declining trend since 2011.

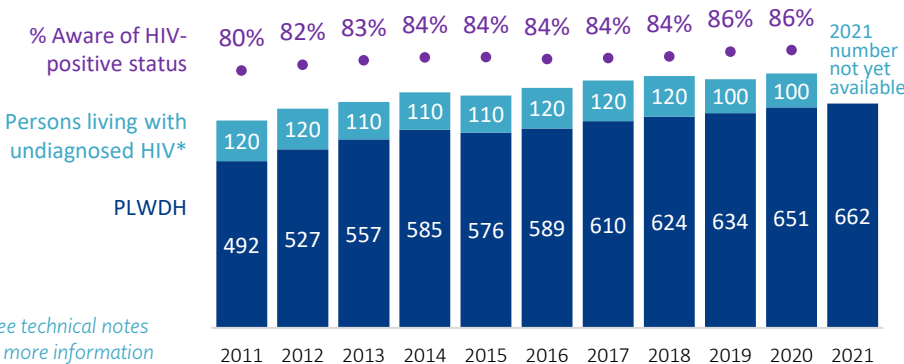
Note: It is recommended that 2014 and 2020 data be interpreted with caution due to situational factors. See technical notes for more information.

### HIV Diagnosis Rates: Foothill vs. LAC

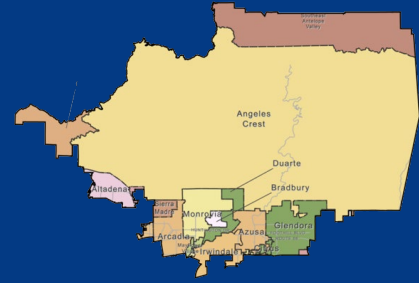


Between 2011 and 2021, HIV diagnosis rates in Foothill have been consistently lower than in LAC overall. Rates have been decreasing in Foothill and LAC.

### Number of Persons Living with HIV & Percent Aware of HIV-Positive Status



\* See technical notes for more information



# 267,905

Residents of Foothill Health District in 2021 aged ≥ 13 years

# 24

New reported HIV diagnoses in 2021

# 96

New reported syphilis diagnoses in 2020

# 376

New reported gonorrhea diagnoses in 2020

# 806

New reported chlamydia diagnoses in 2020

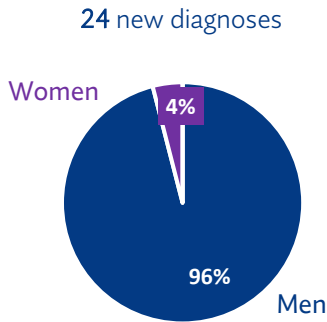
# 60%

STD coinfection among new reported HIV diagnoses in 2020

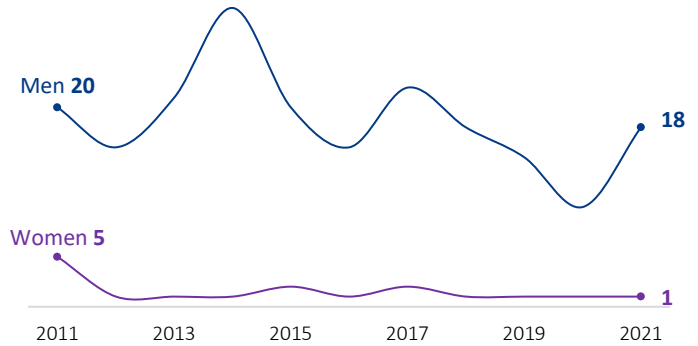
# Foothill Health District Epidemiologic Profile - 2021

## Characteristics of New HIV Diagnoses – Gender, Race/Ethnicity, Age

2021 new HIV diagnoses by **gender**



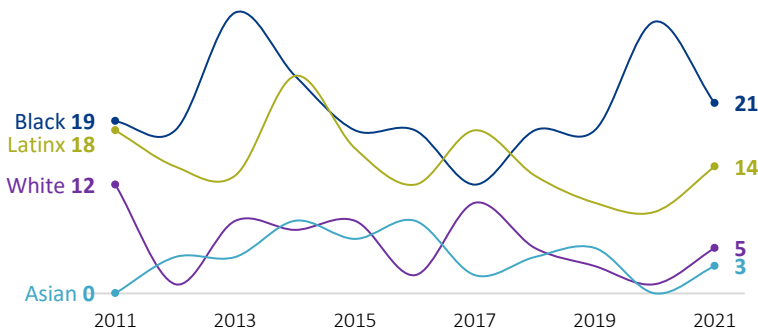
New HIV diagnosis rates<sup>1</sup> by **gender**



New HIV diagnosis rates have remained substantially higher among men compared with women. Rates among men have been on a declining trend since 2014, while rates among women have remained relatively stable since 2012.

*Note: There were no new reported HIV diagnoses among trans men or trans women in Foothill Health District in 2021.*

New HIV diagnosis rates<sup>1</sup> by **race/ethnicity**

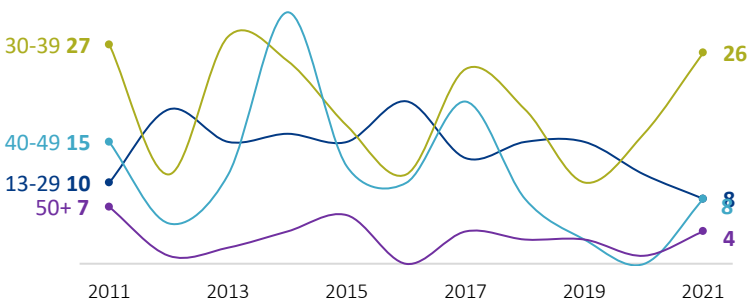


In recent years, new HIV diagnosis rates among Black persons have been consistently higher than other race/ethnicity groups.

*Note: Native Hawaiian and Pacific Islanders, American Indians and Alaska Natives, and persons of multiple race/ethnicities are not included in this profile due to small numbers in Foothill.*

*The volatility in new diagnosis rates among race/ethnicity groups may be associated with small population sizes in Foothill.*

New HIV diagnosis rates<sup>1</sup> by **age group**



Since 2011, new HIV diagnosis rates for persons aged 50+ have largely been lower than rates for all other age groups.

<sup>1</sup> New HIV diagnosis rates are presented per 100,000 population. Due to small numbers, rates may be unreliable and should be interpreted with caution.

# Foothill Health District Epidemiologic Profile - 2021

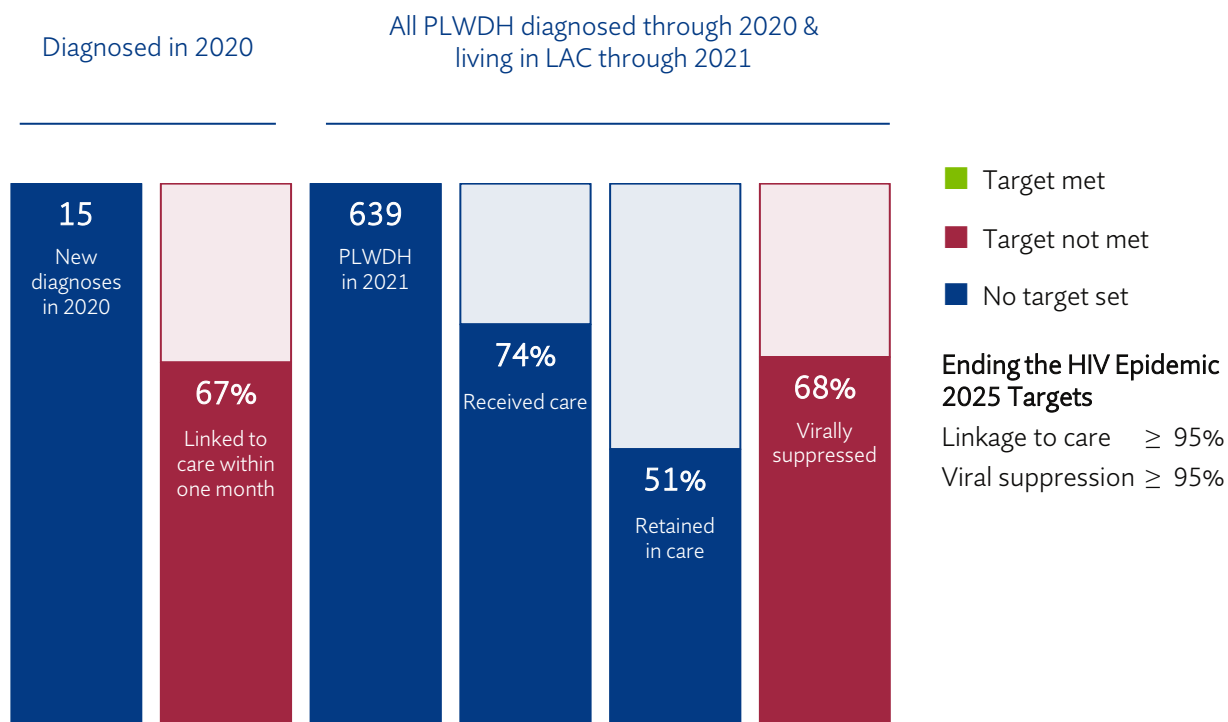
## Transmission Category among Persons Newly Diagnosed with HIV by Gender

In 2021, the primary HIV transmission category for men was having sex with other men (MSM). For women, the HIV transmission category was unknown. Data was unavailable on HIV transmission category for trans persons in this health district.

To protect the privacy of persons with HIV, Los Angeles County applies data suppression rules when the total number in a stratum is less than 100. In accordance with those rules, a chart/table of transmission category among persons newly diagnosed with HIV by gender could not be presented for this health district.

## HIV Care Continuum

The HIV care continuum is a series of steps starting from when a person is diagnosed with HIV through their achievement of viral suppression. The base population for measuring linkage to HIV care is persons who received an HIV diagnosis in a given calendar year, whereas the base population for the downstream steps in the continuum is all persons who were diagnosed with HIV through 2020 and were living in LAC as of year end 2021. The latter ensures at least one year of follow-up to measure receipt of care, retention in care, and viral suppression.



Linkage to care and viral suppression levels have not yet met the 2025 targets set for the Ending the HIV Epidemic (EHE) Initiative.

# Foothill Health District Epidemiologic Profile - 2021

## New Syphilis, Gonorrhea & Chlamydia Diagnoses and Rates: Foothill vs. LAC

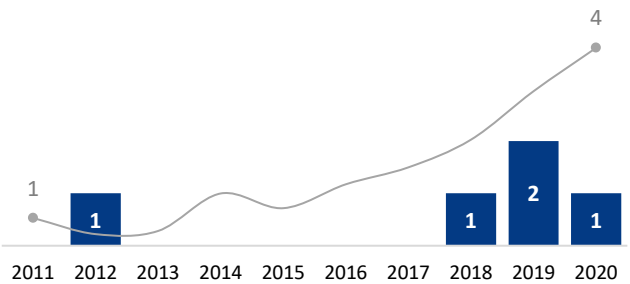
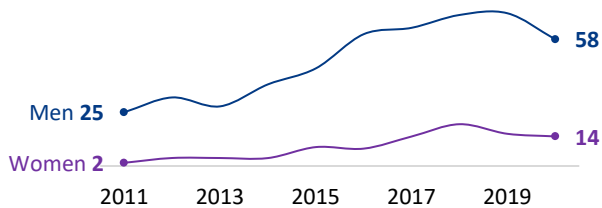
In 2020, a total of 1,278 new diagnoses of syphilis, gonorrhea, and chlamydia were reported among Foothill Health District residents aged 13+ years. The rates of new diagnoses of syphilis, gonorrhea, and chlamydia were lower than in LAC.

Syphilis in 2020	Gonorrhea in 2020	Chlamydia in 2020
96	376	806
new diagnoses in Foothill	new diagnoses in Foothill	new diagnoses in Foothill
1%	1%	2%
of all LAC diagnoses	of all LAC diagnoses	of all LAC diagnoses
Rate of new diagnoses	Rate of new diagnoses	Rate of new diagnoses
36	140	300
LAC rate: 98	LAC rate: 295	LAC rate: 605

## New STD Diagnosis Rates by Gender & New Congenital Syphilis Diagnoses

New syphilis diagnosis rates<sup>1</sup> by gender

Number of new congenital syphilis (CS) diagnoses by type: **Non-Stillbirths** & **Stillbirths** vs. Expected number of CS diagnoses

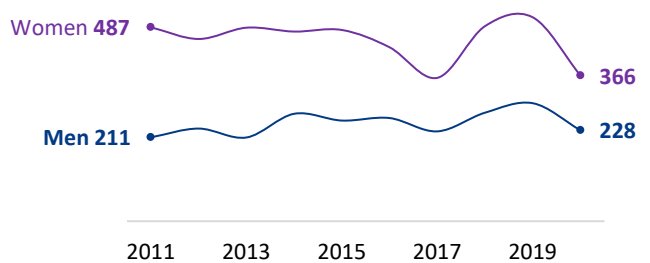
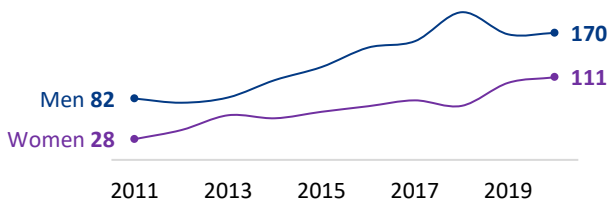


Since 2011, new syphilis diagnosis rates in Foothill have increased for men and women. In 2020, rates for men were over four times higher than women.

The number of new CS diagnoses in Foothill has remained between zero and two per year. In 2020, the number of CS diagnoses was lower than expected. Foothill has reported no new stillbirth diagnoses since 2011.

New gonorrhea diagnosis rates<sup>1</sup> by gender

New chlamydia diagnosis rates<sup>1</sup> by gender



New gonorrhea diagnosis rates in Foothill have increased for men and women. Compared with 2011, rates in 2020 were two times higher for men and almost four times higher for women in Foothill.

New chlamydia diagnosis rates among men and women in Foothill had been on a declining trend between 2011 and 2017; However, rates among both men and women increased from 2017 to 2019. The decline in 2020 may be due to the impact of the COVID-19 pandemic on testing and diagnosis.

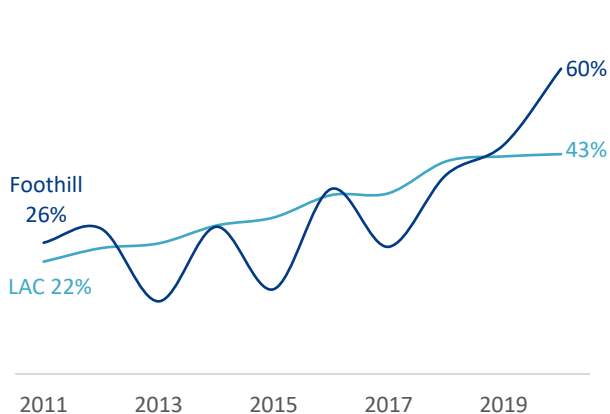
<sup>1</sup> New STD diagnosis rates are presented per 100,000 population  
Due to small numbers, rates may be unreliable and should be interpreted with caution

# Foothill Health District Epidemiologic Profile - 2021

## Coinfection of HIV and STDs: Foothill vs. LAC

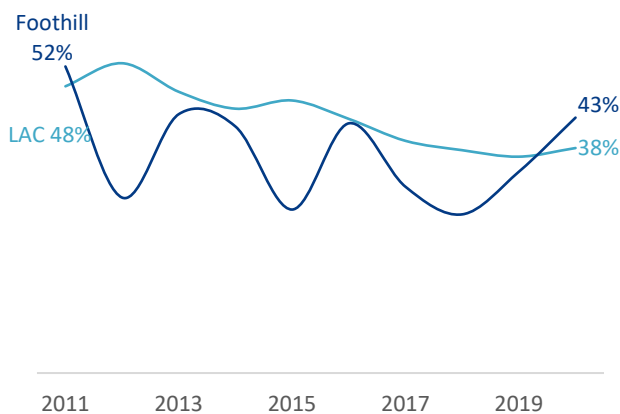
HIV and other STDs are syndemic in LAC. Persons with syphilis, gonorrhea, and/or chlamydia are at an increased risk of acquiring HIV due to biological and behavioral factors. STDs among PLWH can also increase HIV viral load and the risk of HIV transmission.

Percent of new HIV diagnoses coinfecting with an STD



The percentage of new HIV diagnoses in Foothill with syphilis, gonorrhea, and/or chlamydia coinfection has increased from 26% in 2011 to 60% in 2020. The percent of coinfections surpassed LAC in 2019 and increased sharply.

Percent of new syphilis diagnoses coinfecting with HIV



In 2020, 43% of all new syphilis diagnoses in Foothill were coinfecting with HIV. This proportion has declined from about half in 2011 and remained generally lower than LAC overall.

## Coinfection with STDs among New HIV Diagnoses

Among persons newly diagnosed with HIV in 2019 & 2020, syphilis coinfection was the highest followed by chlamydia and gonorrhea, in the same year as their HIV diagnosis.

*To protect the privacy of persons with HIV, Los Angeles County applies data suppression rules when the total number in a stratum is less than 100. In accordance with those rules, a chart/table showing STD coinfection among persons newly diagnosed with HIV could not be presented for this health district.*